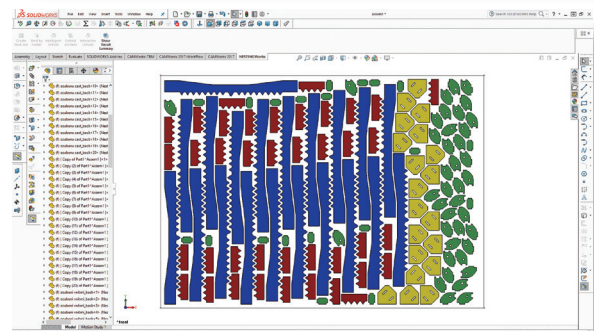
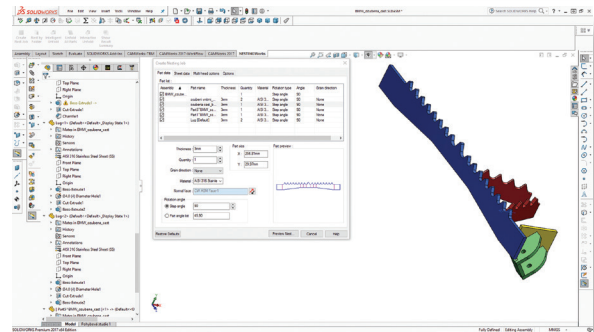
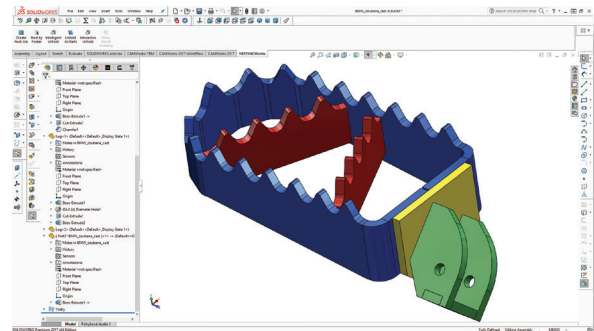


Advanced Nesting for Design, Prototyping and Manufacturing Nested Parts Inside SOLIDWORKS

NESTINGWorks is a fully associative **SOLIDWORKS** Add-In to help designers and engineers get to manufactured products designed to optimize material usage more quickly. With single dialogue box ease-of-use couple with advanced nesting capabilities, and low price point, it makes perfect sense to use for design-for-manufacturing (DFM) investigations, preparation for sheet goods prototyping and preparation for manufacturing.

NESTINGWorks At A Glance

- Seamlessly running inside SolidWorks, providing full associativity to **SOLIDWORKS** parts, so when parts change, nested sheets update
- Automatically nests parts, assemblies, folders of parts allowing you to work seamlessly without changes to existing workflow
- Single dialogue box integration allowing for near zero learning curve
- Automatically flattens folded parts, saving time in model preparation for nesting
- Nests parts using “true-shape” not simple pattern based on part extents.
- Many advanced features such as “Grain Direction” selection and part-in-part nesting to support the transition from design to manufacturing
- Use as design for manufacturing, prototype nesting and full blown preparation for downstream manufacturing.



NESTINGWorks can be used for nesting composites, wood and metals and can produce the maximum number of parts from any standard or custom sheet good. Because it's fully integrated in **SOLIDWORKS**, if your parts change your nested sheets will update as well.

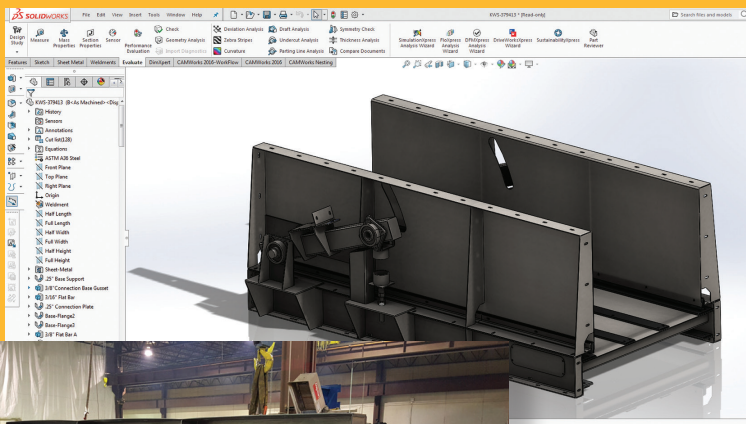


“NESTINGWorks helps us on the design side by enabling us to optimize designs for sheet-stock usage, and explore what-if scenarios, in addition to providing an integrated front-end for our CNC software to drive our CNC laser cutter and press brake.”

-MIKE BUCHLI, Vice President of Karl Schmidt, Inc.

From our Karl W. Schmidt, Inc. Case Study: By leveraging NESTINGWorks software as a design tool to automate the configuration of sheet-metal nesting layouts in 3D, Karl Schmidt Associates is cutting its material costs and reducing the volume of scrap generated by 30 to 40 percent, in addition to making the transition from design to manufacturing more accurate and efficient.

Buchli offers, “The addition of **NESTINGWorks** has helped us automate our operations to the point at which we’re maximizing efficiency, productivity, and material usage,” Buchli notes. “For example, we can now model something in **SOLIDWORKS**, nest the parts to be cut in **NESTINGWorks**, generate the tool paths in our CNC software, and machine the parts on our laser cutter – all in one day.



Conveyor Section with Custom Metering Wheel

- **Streamline Design Cycle:** Work out issues associated to efficient material usage with NESTINGWorks early on in the design cycle
- **Save Time and Money:** NESTINGWorks cuts down on the time it takes to do “What if Scenarios” with flat stock sheet usage and can rapidly nest parts for prototype and manufacturing efforts, as well as save in material usage during manufacture
- **Implement Immediately:** Single Dialogue box Ease-Of-Use