

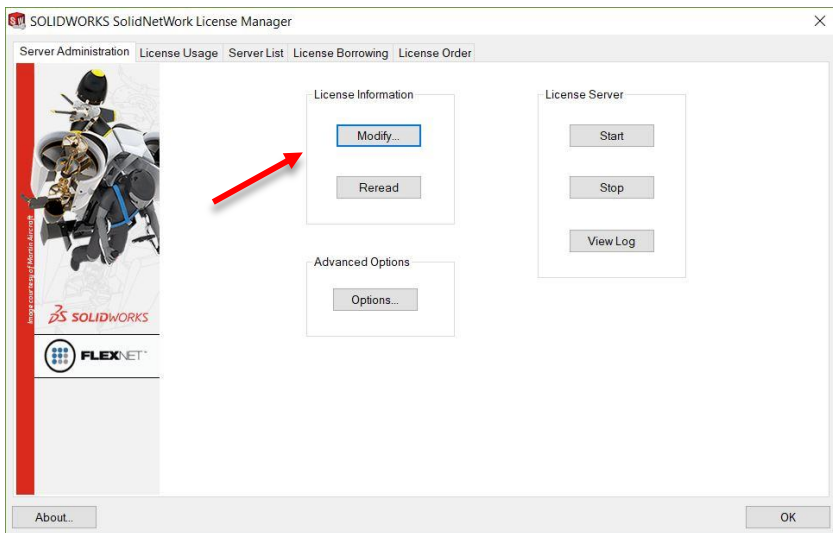


Guide to SNL Options File

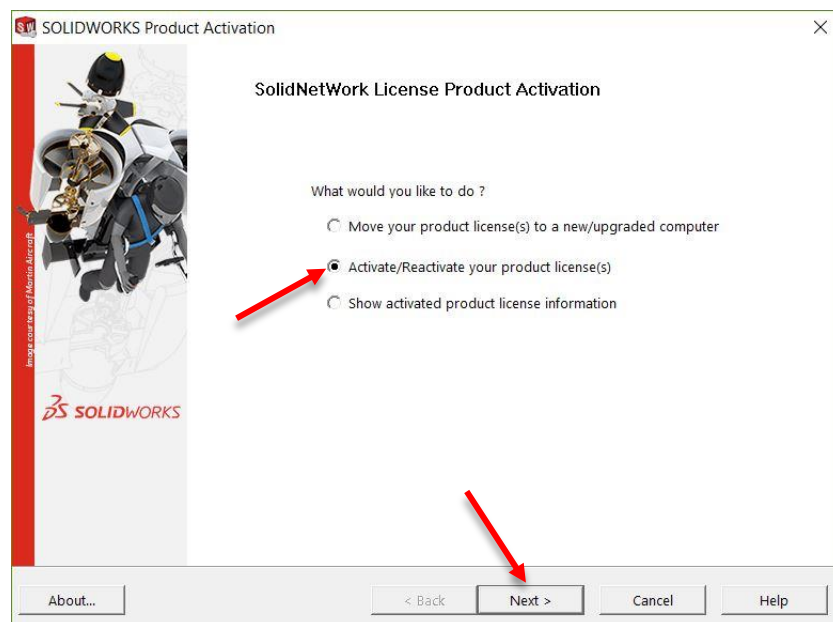
This guide will show you the steps to create your own Options File using the SolidNetwork License Manager.

Launch the SolidNetwork License Manager

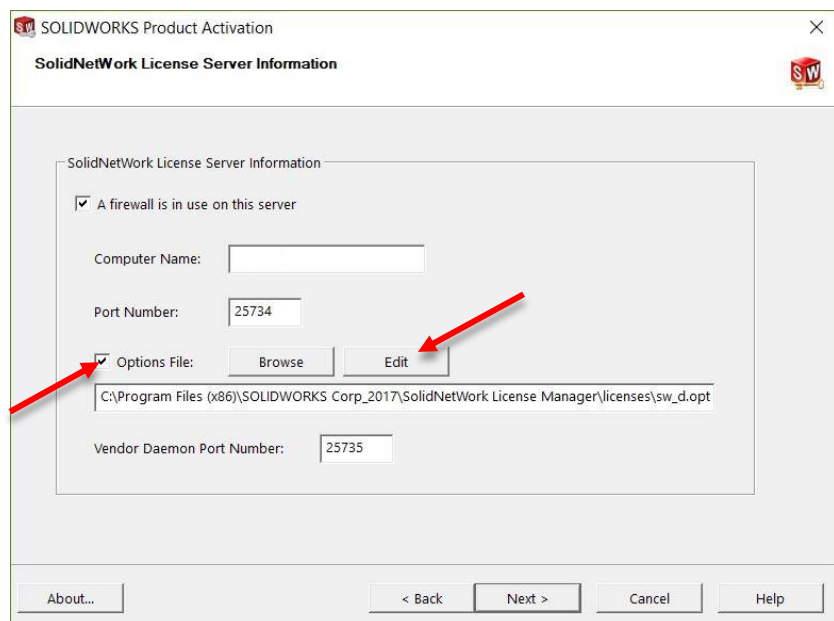
STEP 1: Select Modify.



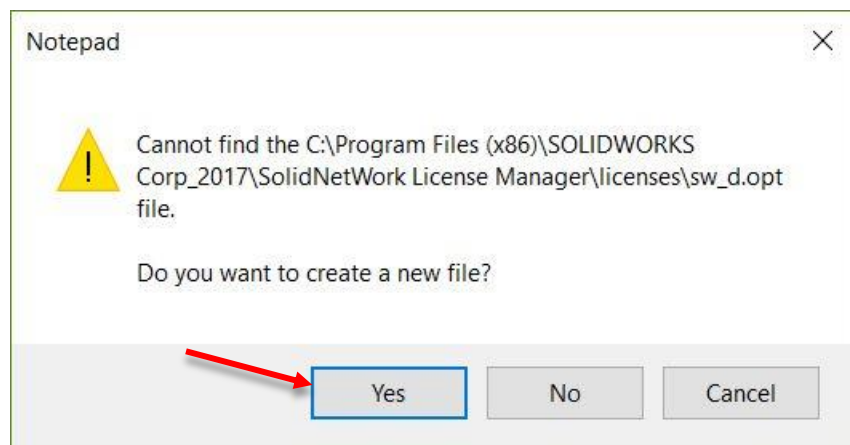
STEP 2: Select Activate/Reactivate your product license(s) and click Next.



STEP 3: Check the box to the left of **Options File** and select **Edit**.



STEP 4: If no Options File exists you will be prompted with the message below. Select **Yes**.



PART 5: The text file will automatically launch. Here we can create our Options File.

- Syntax is important with this text file and must follow this format:
 - KEYWORD, followed by a space
 - Feature Name, followed by a space
 - TIME in seconds

Examples:

TIMEOUT swepdm_viewer 3600

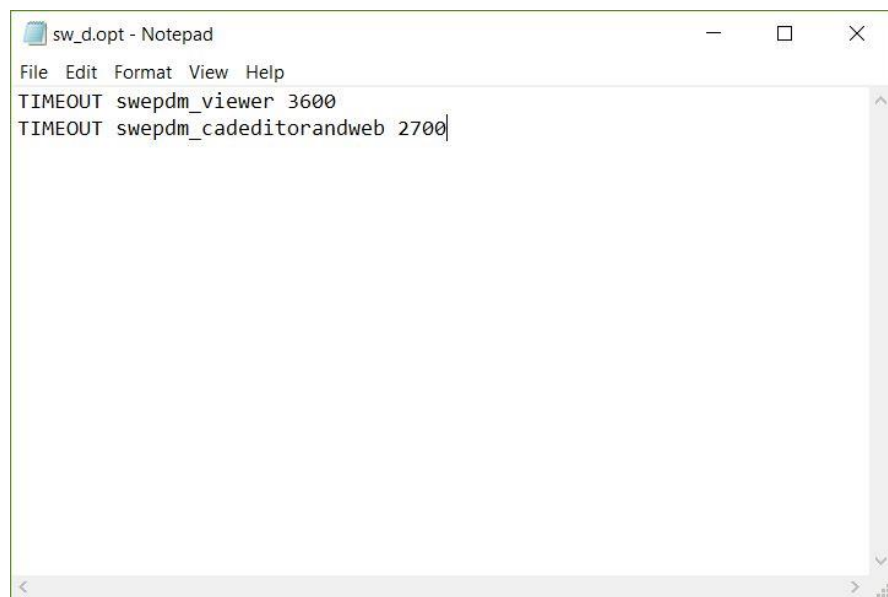
- After an hour of inactivity the viewer license will timeout.

EXCLUDE swofficepremium [windows user name]

- This will exclude any listed users or groups from accessing SOLIDWORKS Premium

TIMEOUTALL 900

- After 15 minutes of inactivity all licenses will timeout



Ensure that the information logged in the text file is correct and save the sw_d.opt file and close.

***Note:** 900 seconds (15 minutes) is the shortest allowed inactivity window. Any number set below 900 seconds will automatically default back to 900.

Keyword	Description
BORROW_LOWWATER	Set the number of BORROW licenses that cannot be borrowed.
EXCLUDE	Deny a user access to a feature.
EXCLUDE_BORROW	Deny a user the ability to borrow BORROW licenses.
EXCLUDEALL	Deny a user access to all features served by this vendor daemon.
GROUP	Define a group of users for use with any options.
INCLUDE	Allow a user to use a feature
INCLUDE_BORROW	Allow a user to borrow BORROW licenses.
TIMEOUT	Specify idle timeout for a feature, returning it to the free pool for use by another user.
TIMEOUTALL	Set timeout on all features.

For a complete comprehensive list of Option Keywords see chapter 13 of the FLEXlm End Users Guide.

http://www.solidworks.com/sw/support/Administration_guides/ServicePacks.html

See below for a list of products and their associated feature name.

	Feature Name	Product
3D CAD	solidworks	SOLIDWORKS Standard
	swofficepro	SOLIDWORKS Professional
	swofficepremium	SOLIDWORKS Premium
	swofficepremium_cwadvpro	SOLIDWORKS Premium with Simulation Premium
	swofficepremium_cwpro	SOLIDWORKS Premium with Simulation Professional
	catiaswtrans	CATIA V5-SOLIDWORKS Translator
	edrw	SOLIDWORKS eDrawings Professional

	Feature Name	Product
Simulation	cae_cwstd	SOLIDWORKS Simulation Standard
	cae_cwpro	SOLIDWORKS Simulation Professional
	cae_cwadvpro	SOLIDWORKS Simulation Premium
	cae_cosmosflowworkspe	SOLIDWORKS Flow Simulation
	cae_cosmosflowworks_hvac	SOLIDWORKS Flow Simulation HVAC Module
	cae_cosmosflowworks_elec	SOLIDWORKS Flow Simulation Electronic Cooling Module
	swsustainability	SOLIDWORKS Sustainability
	plastics_professional	SOLIDWORKS Plastics Standard
	plastics_premium	SOLIDWORKS Plastics Professional
	plastics_advanced	SOLIDWORKS Plastics Premium

	Feature Name	Product
PDM	swepdm_cadeditor	SOLIDWORKS PDM Professional CAD Editor
	swepdm_cadeditorandweb	SOLIDWORKS PDM Professional CAD Editor & Web
	swepdm_contributor	SOLIDWORKS PDM Professional Contributor
	swepdm_contributorandweb	SOLIDWORKS PDM Professional Contributor & Web
	swepdm_processor	SOLIDWORKS PDM Professional Processor License
	swepdm_viewer	SOLIDWORKS PDM Professional Viewer
	swepdm_web	SOLIDWORKS PDM Professional Web
	swpdmstd_cadeditor	SOLIDWORKS PDM Standard CAD Editor
	swpdmstd_contributor	SOLIDWORKS PDM Standard Contributor
	swpdmstd_viewer	SOLIDWORKS PDM Standard Viewer

	Feature Name	Product
Electrical	circuitworks	CircuitWorks
	elec2d	SOLIDWORKS Electrical 2D
	elec3d	SOLIDWORKS Electrical 3D
	elecpro	SOLIDWORKS Electrical Professional

	Feature Name	Product
Technical Communication	swcomposer	SOLIDWORKS Composer
	swcomposer_check	SOLIDWORKS Composer Check
	swcomposer_pathplanning	SOLIDWORKS Composer Path Planning
	swcomposer_playerpro	SOLIDWORKS Composer Player Pro
	swcomposer_sync	SOLIDWORKS Composer Sync
	swcomposer_syncenterprise	SOLIDWORKS Composer Enterprise Sync
	swinspection_pro	SOLIDWORKS Inspection Professional
	swinspection_std	SOLIDWORKS Inspection Standard
	swmbd_std	SOLIDWORKS MBD

	Feature Name	Product
2D CAD	draftsightapi	DraftSight Enterprise
	draftsightpremium	DraftSight Enterprise
	dwgeditor	SOLIDWORKS 2D Editor

STEP 6: Be sure that server information is accurate and select **Next**.

SOLIDWORKS Product Activation

SolidNetWork License Server Information

SolidNetWork License Server Information

A firewall is in use on this server

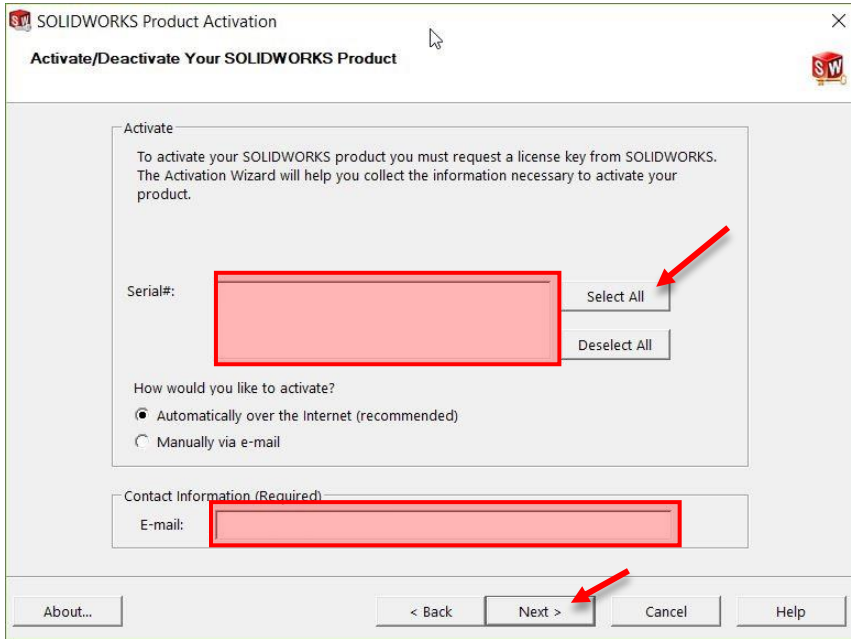
Computer Name:

Port Number:

Options File:

Vendor Daemon Port Number:

STEP 7: Activate/Reactivate your licenses. Click **Select All**, be sure all your SOLIDWORKS products are selected. Fill in the required e-mail field and select **Next**.



STEP 8: Select **Finish** to complete the activation/reactivation process.

